

Mønsteret

Mål: Orienterere seg i omgivelsene

Målgruppe: Nybegynner

Utstyr: Kjegler + kinahatter + et kart per individ/lag (tegn inn ditt eget mønster slik som skissen viser på den blanke malen)


Forarbeid: Sett opp kjeglene slik som skissen viser.

Organisering av leken: Denne leken kan kjøres individuelt eller med lag. Leken går ut på at deltakerne skal plassere ut kinahattene i det mønsteret som vises på figuren. Det er kun lov å ta med seg en kinahatt hver gang og maks en person får oppholde seg på banen av gangen. Deltakerne må løpe tilbake til startstreken for å hente flere kinahatter. Hvis leken kjøres som stafett må man ha et oppsett per lag.


På de neste sidene følger det med:

- Eksempel på oppsett av mønster.
- Kart til å tegne mønster selv.
- Ferdige kart i ulike mønster, markert med rød "nord" strek, print ut og klipp opp.

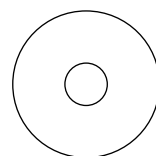
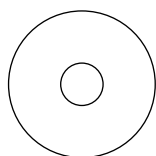
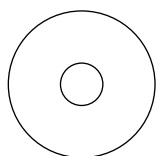
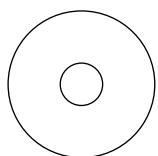
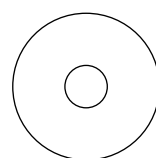
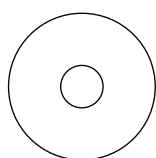
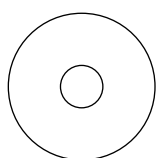
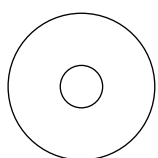
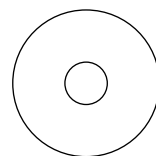
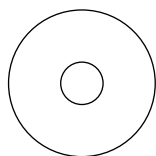
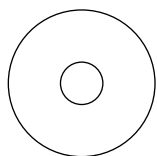
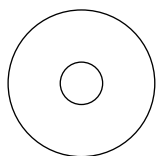
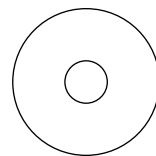
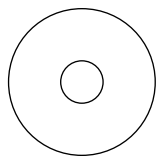
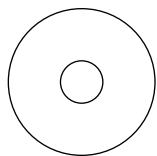
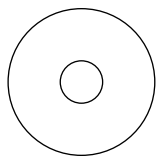




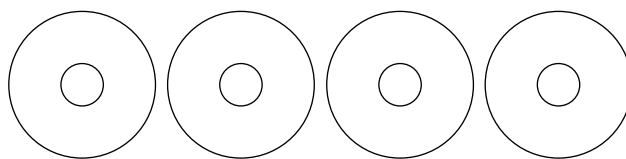
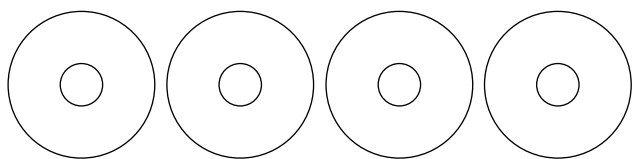
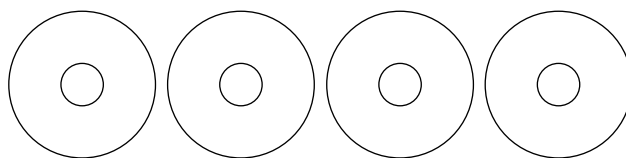
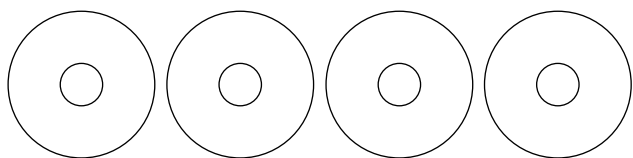
Startlinje



VILT
VAKKERT
OG RÅTT

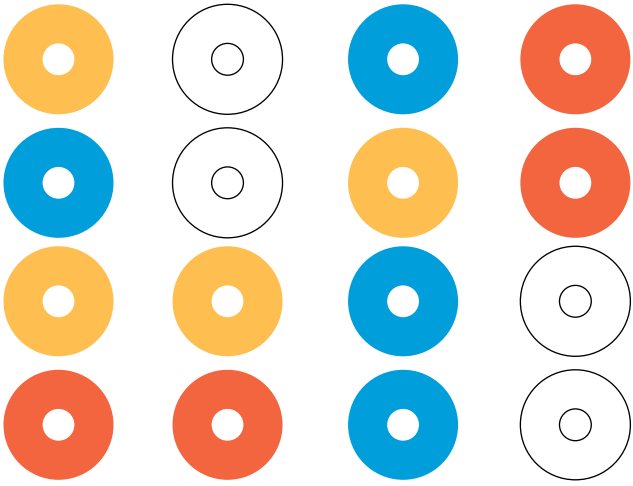


Startlinje

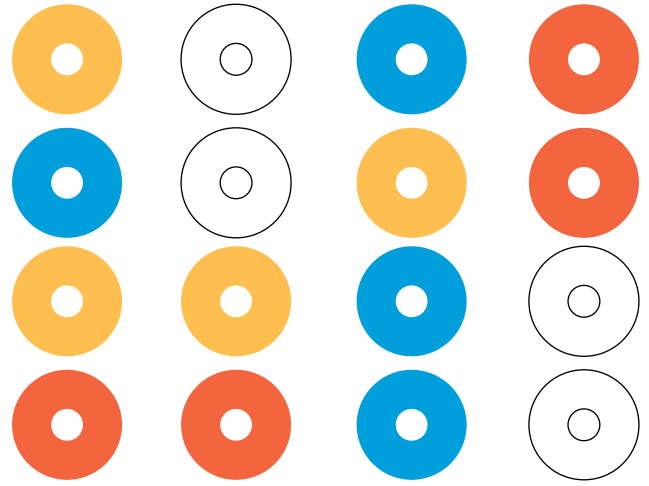


VILT
VAKKERT
OG RÅTT

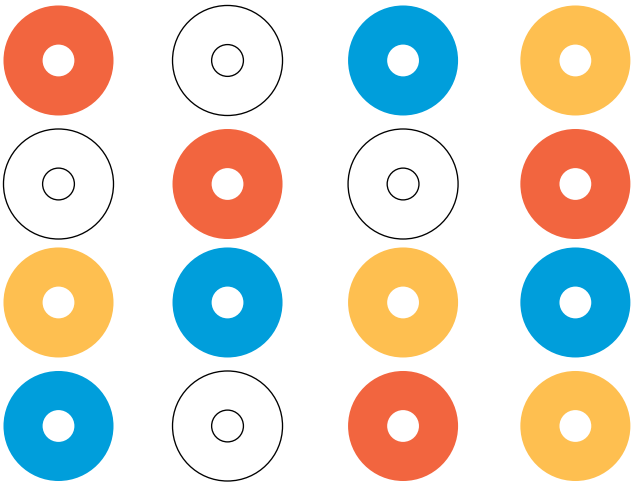
A




A



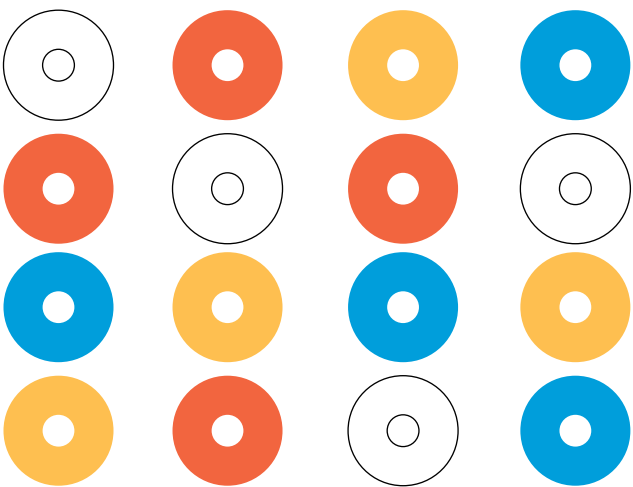
B




B



C



C



VILT
VAKKERT
OG RÅTT